



TRID30-7R Multi-Use With 30 Day Display

- A real time clock provides date/time stamps for each temperature reading.
- 30 day On-screen summary in calendar-like summary.
- Push-to-start button with optional delay or a specific time & date.
- Comprehensive customisation options including alert settings, sample interval and trip duration.
- Robust and durable polycarbonate case with lug for secure mounting.
- Up to 7,770 recordings - Enough memory for 53 days at 10min logging or 80 days at 15min logging.
- Inspections can be recorded at the push of a button.
- Industry best download time - less than 5 seconds for fully memory.

The LogTag® TRID30-7 temperature recorder features a display together with a data logging function storing up to 7770 temperature readings. Statistical temperature and duration readings for up to 30 days can be reviewed on the display.

The visual display of current temperature and previous alarms is an important feature in “static” applications such as cool rooms and refrigerators. The TRID30-7 can also be used in transit applications where direct readout of the statistical data is required without use of a computer or readout device.

The display arrangement is designed to show ‘at a glance’ if temperature violations have occurred during the current day and up to the previous 29 days. The display also shows the current temperature reading, the current time, recording status and battery status.

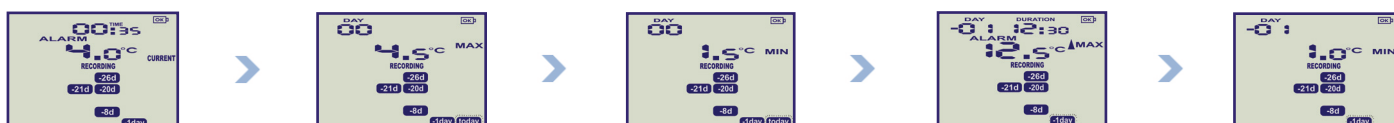
Details of any excursions can be checked directly by inspecting the statistics history on the recorder’s display or in more detail by downloading the logged data. If a reading outside the pre-set “Alarm” limits is recorded at any time, a “day alarm indicator” appears on the display.

Logged data can be downloaded via a standard LogTag® Interface to the companion software LogTag® Analyzer which provides facilities for displaying data in chart, table or statistical formats and allows electronic archiving, export or transmission of the data in support of sophisticated data management systems.

TRID30-7R Display

The normal recording display shows the current temperature reading*, the time and the alarm trigger day summary.

A visual alarm trigger is displayed if one or more of the configured alarm trigger conditions have been met. An alarm trigger condition can be a single reading above the upper or below the lower threshold values, a set of consecutive violating readings or an accumulation of violation readings encountered.



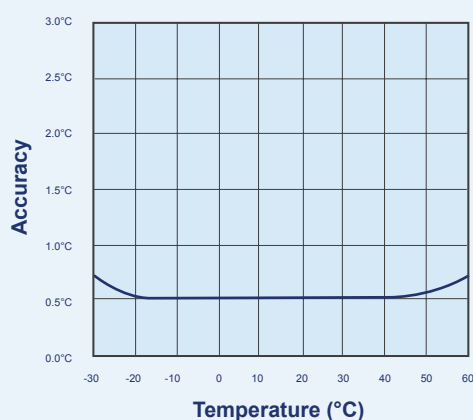
These display examples show alarm triggers recorded 1, 8, 20, 21 and 26 days ago. Review each day’s statistic by pressing the REVIEW button. Statistics include the maximum and minimum reading for each day, durations above or below preset thresholds and alarm status.

The recorder can be configured to suspend processing of readings for alarms and max/min statistics for a period of time after button press activity.

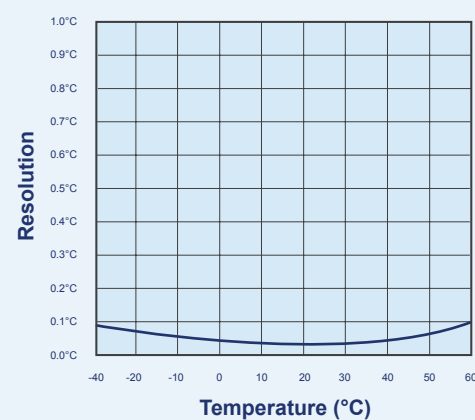
This allows the user to review the current statistics or clear an alarm without causing a false alarm or statistic while handling the recorder.



Rated Absolute Accuracy



Rated Native Resolution



Product Specifications

Product Model	TRID30-7R (Replaceable Battery). TRID30-7F (Fixed Battery).
External Temperature Sensor Measurement Range	-30°C to +60°C (-40°F to +210°F).
Operating Temperature Range	-30°C to +60°C (-22°F to +140°F).
Storage Temperature Range	-10°C to +40°C (14°F to +104°F).
Rated Temperature Reading Accuracy	Better than $\pm 0.5^{\circ}\text{C}$ ($\pm 0.9^{\circ}\text{F}$) for measurements from -20°C to $+40^{\circ}\text{C}$ (-4°F to $+104^{\circ}\text{F}$), typically $\pm 0.3^{\circ}\text{C}$ (0.6°F). Better than $\pm 0.8^{\circ}\text{C}$ ($\pm 1.5^{\circ}\text{F}$) for other measurements - typically $\pm 0.5^{\circ}\text{C}$ (0.9°F). <i>Actual performance is typically much better than the rated values. Please see the Rated Absolute Accuracy chart above. Accuracy figures can be improved by recalibration.</i>
Rated Temperature Reading Resolution	0.1°C (0.2°F) for measurements -40°C to $+50^{\circ}\text{C}$ (-40°F to $+122^{\circ}\text{F}$) 0.2°C (0.4°F) for measurements $+50^{\circ}\text{C}$ to $+70^{\circ}\text{C}$ ($+122^{\circ}\text{F}$ to $+158^{\circ}\text{F}$) <i>Please see the Rated Native Resolution chart above. LogTag Analyzer® currently displays to one decimal place of °C or °F. The native resolution is what is stored in the LogTag®.</i>
Sensor Reaction Time	Typically less than 5 minutes (T90) in moving air (1m/s).
Recording Capacity	7,770 temperature readings. 53 days @ 10min logging, 80 days @ 15min logging. Day summary statistics memory (for display on LCD): up for 30 days of Max/Min/duration and alarm trigger statistics.
Sampling Interval	Configurable from 30 seconds to hourly.
Logging Start Options	Push button start or specific date & time. Optional start delay of up to 18hours.
Recording Indication	State indicator "REC"
Download Time	Typically less than 5 seconds for full memory (7,770 readings), depending on computer or readout device used.
Environmental	IP65 (roughly equivalent to NEMA 4) when vertically mounted or hung.
Power Source	3V Li-Mg Battery.
Battery Life	TRID30-7R: Typically 1 year of operation TRID30-7F: Typically 2+ years of operation NOTE: Typical battery life assumes 6 minute logging, day statistics are reviewed on the display no more than once daily for no longer than 30 seconds each time. Download data monthly.
Real Time Clock	Built-in real time clock. Rated accuracy $\pm 25\text{ppm}$ @ 25°C (equivalent to 2.5 seconds/day). Rated temperature coefficient is $-0.034 \pm 0.006\text{ppm}/^{\circ}\text{C}$ (i.e typically ± 0.00294 seconds/day/°C).
Size	93mm(H) x 54.5mm(W) x 8.6mm(T).
Weight	TRID30-7R: 41g. TRID30-7F: 43g.
Case Material	Polycarbonate.

Accessories



Protective Enclosure



Wall Mount Bracket



Interface Cradle

